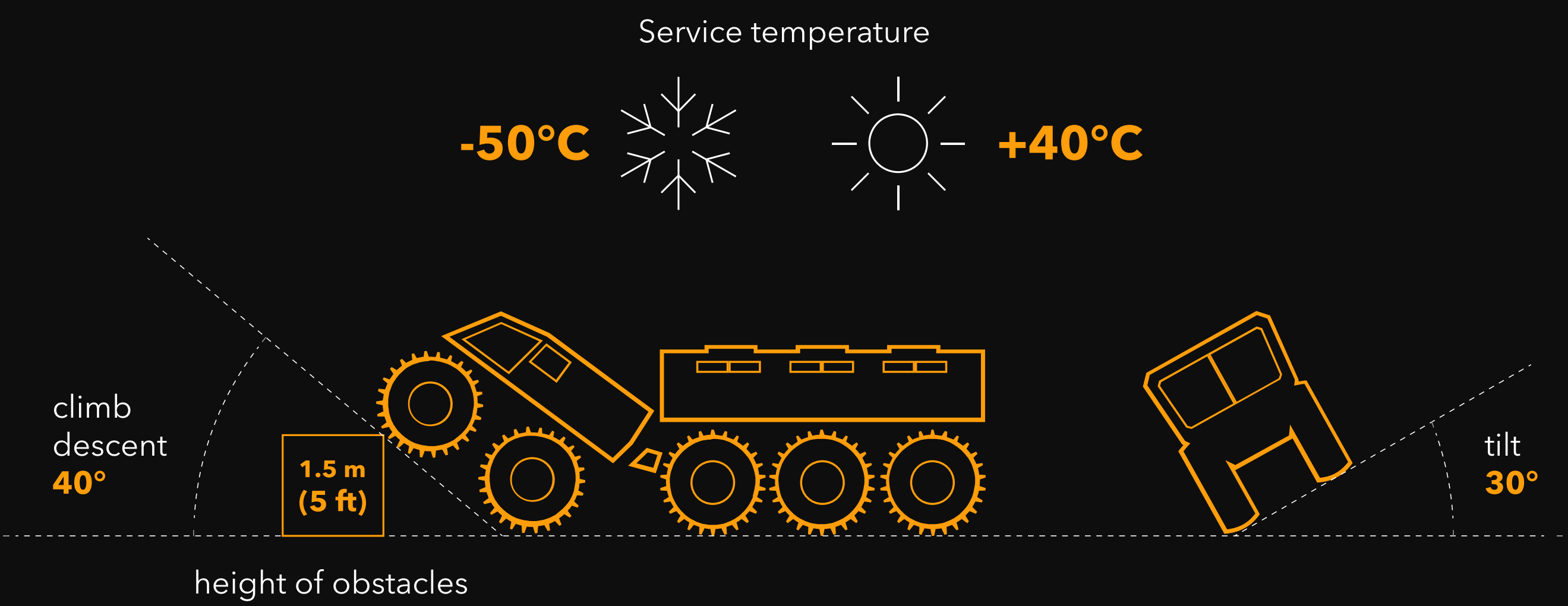



SHERP the Ark 3400



grass, forests, sand, peat, moor, marsh, beach, dunes, rocks, scree, gravel, snow, ice ...



pond, lake, river, river delta, sandbanks, shore, intertidal coasts, ocean, polar ice shoals, frozen waters ...

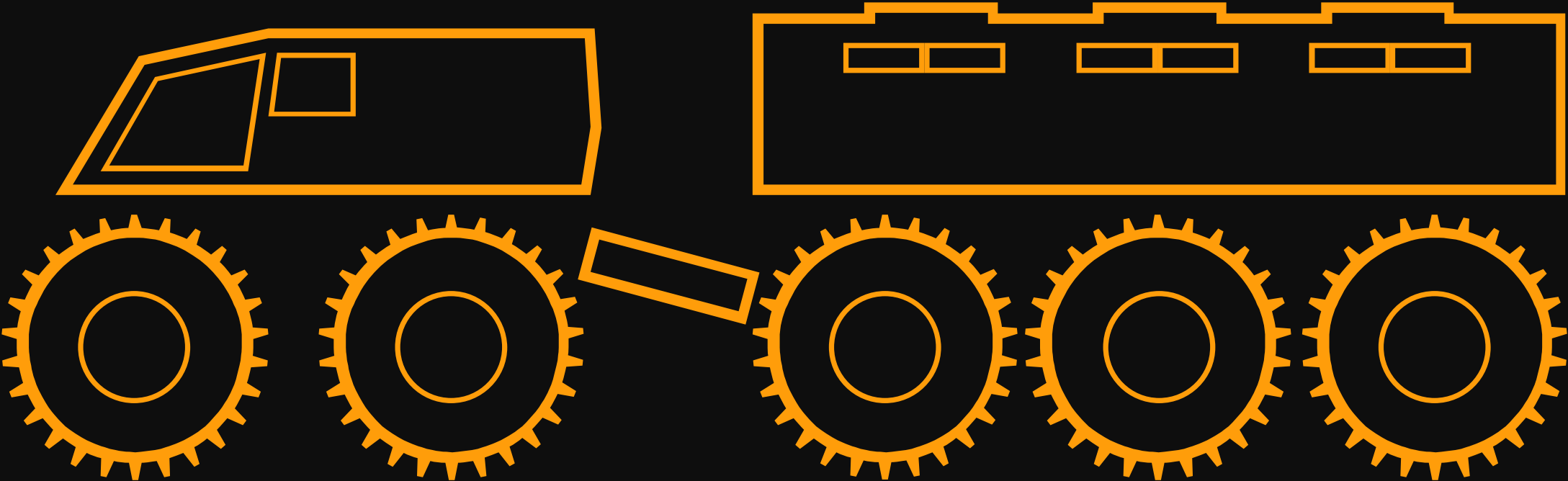


High loading capacity

Haul all the equipment your team needs


Up to **3,400 kg** (7500 lb)



Up to **22 passengers**



SHERP the Ark 3400 (Universal platform)



SHERP the Ark 3400 (People mover)



Base model includes:

- ✓ Cabin module ROPS
- ✓ Backup battery
- ✓ Rear view camera
- ✓ LED hi-beam and low-beam
- ✓ 3-point seatbelt for driver and passenger
- ✓ Glove boxes
- ✓ Additional fuel tank rims

Base model includes:

- ✓ Cabin and passenger module ROPS
- ✓ Backup battery
- ✓ Rear view camera
- ✓ LED hi-beam and low-beam
- ✓ 3-point seatbelt for driver and passenger
- ✓ Glove boxes
- ✓ Additional fuel tank rims

SHERP the Ark 3400 (Universal platform)

| | |
|--|---|
| Body type (first section) | Hardtop |
| Body material | Steel (frame and bottom, hot dripped galvanized) and aluminium (cabin) |
| Steering | Steering wheel, multi-power articulated (3-axis) |
| Tire size | 1600 x 600 x 25 (63 x 23 x 25 in) |
| Type of tyres | Tubeless, extra-low pressure |
| Suspension | Pneumatic circulating, separate adjustment for front and rear sections |
| Maximum speed (at the top-gear) | Up to 30 km/h (18.6 mph) |
| Minimum speed (at the low-gear) | 2 km/h (1.2 mph) |
| Engine model | Doosan D24 |
| Fuel type | diesel |
| Emission control | Stage 5 / Tier-4-final |
| Engine DOC (Diesel Oxidation Catalyst) | DOC+DPF/DOC only |
| Fuel consumption | 8-12 L/h (2-3 gal/h) |
| Engine displacement | 2.4 L |
| Cylinder count | 4 |
| Max engine power | 55,4 kW (74,3 hp) |
| Max engine torque | 320 Nm |
| Generator Performance | 140 A |
| Fuel tank volume | 180 L (63 gal) (30 L [8 gal] in a front section, 150 L in rear section) |
| Capacity of additional fuel canisters | 10 x 58 L (15 gal) |
| Gearbox | mechanical, 5-speed |
| Dry weight | 4300 kg |
| Loading capacity | 3400 kg (400 kg in front section and 3000 kg in rear section) |
| Towing capacity | 4000 kg |
| Cabin internal volume | 5.9 m3 |
| Rear space internal volume | 3.1 m3 |
| Overall internal volume | 9 m3 |
| Maintenance interval (first/regular) | 250 hours (first 50 hours) |
| Parking brake system | Mechanical handbrake |

SHERP the Ark 3400 (People mover)

| | |
|--|---|
| Body type | Hardtop |
| Body material | Steel (frame and bottom, hot dripped galvanized) and aluminium (cabin) |
| Steering | Steering wheel, multi-power articulated (3-axis) |
| Tire size | 1600 x 600 x 25 (63 x 23 x 25 in) |
| Type of tyres | Tubeless, extra-low pressure |
| Suspension | Pneumatic circulating, separate adjustment for front and rear sections |
| Maximum speed (at the top-gear) | Up to 30 km/h (18.6 mph) |
| Minimum speed (at the low-gear) | 2 km/h (1,2 mph) |
| Engine model | Doosan D24 |
| Fuel type | diesel |
| Emission control | Stage 5 / Tier-4-final |
| Engine DOC (Diesel Oxidation Catalyst) | DOC+DPF/DOC only |
| Fuel consumption | 8-12 L/h (2-3 gal/h) |
| Engine displacement | 2.4 L |
| Cylinder count | 4 |
| Max engine power | 55,4 kW (74,3 hp) |
| Max engine torque | 320 Nm |
| Generator Performance | 140 A |
| Fuel tank volume | 180 L (63 gal) (30 L [8 gal] in a front section, 150 L in rear section) |
| Capacity of additional fuel canisters | 10 x 58 L (15 gal) |
| Gearbox | mechanical, 5-speed |
| Dry weight | 5382 kg |
| Loading capacity | 2000 kg (400 kg (880 lb) in front section and 1600 kg in rear section) |
| Towing capacity | 4000 kg |
| Cabin internal volume | 5.9 m3 |
| Rear space internal volume (without seats) | 14.2 m3 |
| Overall internal volume | 20.1m3 |
| Maintenance interval (first/regular) | 250 hours (first 50 hours) |
| Parking brake system | Mechanical handbrake |